


## 10-port Gigabit POE Switch, 802.3af/at, 120W

## 10-port Gigabit incl 8x30W PoE, 2x1G RJ-45

POE-GSH820-120

airlive®



802.3af/at  
30w

Gigabit  
RJ-45

Plug&Play

Extend Mode  
250m

Hardware  
VLAN

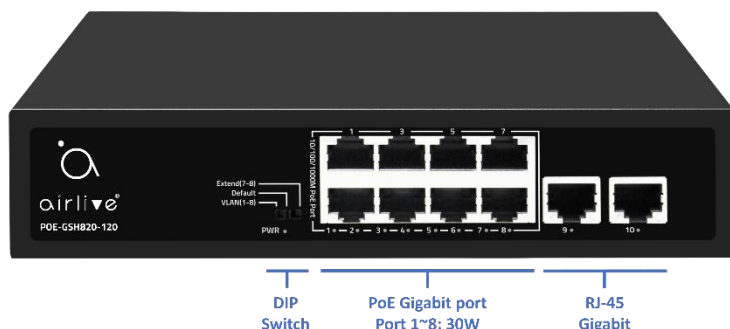
## Overview

### 802.3af/at PoE Gigabit Switch, with 2x RJ-45 Uplink

The AirLive POE-GSH820-120 Gigabit switch is compliant with 802.3af(15W)/802.3at(30W). It supports 8 Gigabit PoE+ ports and 2 Gigabit RJ-45 uplink ports. The total PoE power is 110W. The AirLive POE-GSH820-120 switch is a plug and play unmanaged PoE switch with VLAN and 250meter cabling extension, which can be easily set up via its DIP switch. The two Gigabit Uplink ports help with connecting the switch to a larger network making it the most cost-efficient client switch for various applications at Home or Office. Connect several PoE devices to the switch, Access Points or normal IP cameras can connect to any of the PoE ports on the switch and be powered on up to max 30W (at).

## Features

- All 10-port, each port delivers Gigabit high speed.
- 8 x PoE port 10/100/1000Mbps (up to 30W).
- Extend the network with 2 x 10/100/1000Mbps RJ-45 Uplink ports.
- PoE power, supports 802.3af/at PoE
- Internal Power, 120W, Max PoE budget 110W.
- VLAN Mode, Extended Mode: transmission of up to 250M in Extend Mode, setting by hardware DIP switch.

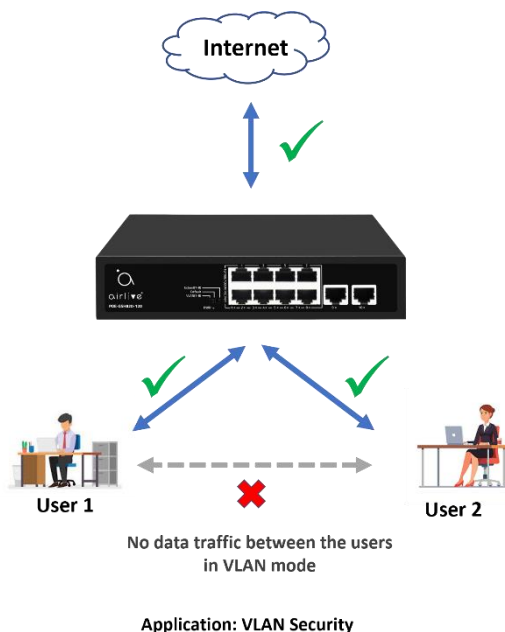


## VLAN Mode

VLAN mode: This additional feature gives the switch extra security for the users connected to it. The VLAN mode works as Port isolation, meaning that when it's enabled the users connected to the LAN ports cannot communicate with each other but only communicate with the Uplink ports (port 9/10). This way there is an extra layer of security and data will not be shared between the users. This can be used in a small office to separate guests from the company network or in a home to separate tenants.

## Extend Mode

Extend mode: The POE-GSH820-120 switch can be set in Extend mode to reach a distance of up to 250m, this can be very useful in locations where it's hard to get power to turn on your PD device. The Extend mode makes this easier. The Extend mode is only for Port 1~8 on the switch and when enabled the transmission rate will be 10Mbps.



Model	AirLive POE-GSH820-120
<p><b>Hardware</b></p> <ul style="list-style-type: none"><li>• <b>Device Interface:</b> 8 x 30W PoE 10/100/1000 RJ45 2 x 10/100/1000 RJ-45 Uplink</li><li>• <b>Standard</b> IEEE802.3 Ethernet IEEE802.3u 100Base-TX/100Base-FX IEEE802.3ab Gigabit 1000Base-T IEEE802.3af/at PoE IEEE802.3x (Flow Control)</li><li>• <b>LED Indicators:</b> PWR (power supply), Link and Data</li><li>• <b>Mechanical</b> Metal</li></ul> <p><b>Power and PoE</b></p> <ul style="list-style-type: none"><li>• <b>Protocol:</b> IEEE802.3at (30W), IEEE802.3af (15.4W)</li><li>• <b>PoE Port:</b> 8</li><li>• <b>PoE Power Output / PoE Port:</b> max. 30W (port 1~8)</li><li>• <b>PoE Power Budget:</b> 110W</li></ul> <p><b>Switch Architecture   Performance</b></p> <ul style="list-style-type: none"><li>• <b>Switching architecture: Store and Forward</b> Switch Capacity: Back-plan up to 20Gbps Forwarding Rate; 14.88Mpps Packet Buffer: 3Mbit MAC Address: 2K Transfer mode: Store and forward MTBF:100000 hour</li></ul>	<p><b>DIP Switch Control</b></p> <ul style="list-style-type: none"><li>• <b>VLAN:</b> Port isolation mode. In this mode PoE ports (1~8) cannot communicate with each other and can only communicate with the Uplink ports 9~10.</li><li>• <b>Default:</b> Normal mode, all port can communicate with each other, the transmission distance is within 100m, the transmission rate is 10M/100/1000M adaptive</li><li>• <b>Extend:</b> Extension mode, PoE power supply and data transmission distance can be extended to 250 meter at the transmission rate 10Mbps Port 1~8 only.</li></ul> <p><b>Power Supply</b></p> <ul style="list-style-type: none"><li>• <b>Input Voltage:</b> AC100~240V</li><li>• <b>Power Supply:</b> 52V/2.3A (120W) Internal</li><li>• <b>Power Usage Max:</b> 6.5W</li></ul> <p><b>Environment</b></p> <ul style="list-style-type: none"><li>• <b>Operating Temperature:</b> -10°C~40°C</li><li>• <b>Storage Temperature:</b> -40°C~70°C</li><li>• <b>Working Humidity:</b> 10%~90%, non-condensing</li><li>• <b>Storage Humidity:</b> 5%~95%, non-condensing</li></ul> <p><b>Standard package of switch</b></p> <ul style="list-style-type: none"><li>• <b>Product size:</b> 20.0 x 11.8 x 4.4 cm (L*W*H)</li><li>• <b>Package size:</b> 24.5 x 19.0 x 6.0 cm (L*W*H)</li><li>• <b>Product Weight/Package Weight</b> NW: 0.69kg; G.W:0.97kg</li><li>• <b>Package content:</b> 1 x Switch, 1 x Power Cord.</li></ul> <p><b>Standard carton package</b></p> <ul style="list-style-type: none"><li>• <b>Quantity:</b> 20 pcs / 1 carton</li><li>• <b>Dimensions</b> 52.0 x 32.0 x 40.0 cm (L*W*H)</li><li>• <b>Carton Weight</b> 20.4kg</li></ul> <p><b>Ordering Information</b></p> <ul style="list-style-type: none"><li>• <b>Model:</b> <b>POE-GSH820-120:</b> 10-port Gigabit PoE+ Switch incl, 8 x PoE 10/100/1000M RJ-45, 2 x 1G RJ-45 port, 120W</li></ul>

\* Specification will be changed without prior notice

\* All trademarks, logos and brand names are the property of their respective owners.

